

static waste compactors


www.werner-weber.com

series

STP-CK/CL

STP-K

STP



WERNER  **WEBER**

Super short-static compactors

JUMBO COMPACTORS



STP-CL



STP-CK

series STP-CK/CL

Super short JUMBO compactors

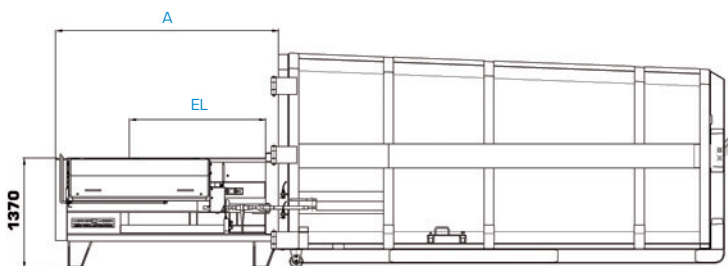
With crossed-cylinder technology, our latest compactor is the most exciting new development in the waste compaction industry. The 3,14 cubic meter capacity compaction chamber is incorporated into a body that is only 2.775mm long (STP-CL). This allows for greater throughput capacity in applications where space is limited such as retail outlets, department stores, malls and shopping centres. STP-CK/CL compactors are most suitable for light industry and commerce applications.

Standard Features

- 3/4 full warning light
- auto pinning facility
- compaction plate comes in replaceable plastic guides
- compaction plate with scraper blade underneath as standard prevents back flow of material behind or under the compaction plate
- single hydraulic main valve for trouble free operation and easy service
- electrical control with standard parts, available world wide (Moeller or Telemecanique)
- phase changer as standard

Design Features

- manufactured with extra large top opening (1950x1695 mm at STP-CL)
- high volume through put (e.g. STP-CL 2,2m³/stroke)
- high compaction force (360 kN at STP-CL.75)
- low loading height 1370 mm for easy loading
- manufactured in accordance to EC requirements 98/37/EG conforming to EC health and safety regulations CE



Type		STP-CA	STP-CA.1300	STP-CK	STP-CL	STP-CL.75
Charge box volume	[m ³]	1,36	1,91	1,57	3,14	3,14
Capacity per stroke	[m ³]	1,14	1,49	1,34	2,23	2,23
Min. cycle time	[sec]	30	48	30	49	49
Max. through put	[m ³ /h]	138	110	162	164	164
Operating compaction force	[kN]	250	275	270	270	330
Boost force (pinning)	[kN]	270	290	300	300	360
Clear Charge box length	EL [mm]	980	1400	925	1695	1695
Clear Charge box width	[mm]	1400	1400	1950	1950	1950
Loading height	[mm]	1350	1350	1370	1370	1370
Overall length	A [mm]	2000	2790	1985	2775	2775
Overall width	[mm]	2515	2515	2750	2750	2750
Overall height	[mm]	1760	1760	1440	1440	1440
Ram penetration	[mm]	160	160	220	220	220
Ram stroke	[mm]	1230	1600	1190	1980	1980
Weight	[kg]	1850	2280	2400	2560	2650
Electric motor	[kW]	5,5	5,5	5,5	5,5	7,5
Power supply		400V, 50Hz, 16/32A				

Container	Type	Volume [m³]
	P21	21
	P22	22
	P23	23
	P24	24
	P25	25
	P26	26
	P28	28
	P29	29
	P30	30
	P31	31
	P32	32

Subject to modifications

Short and strong static compactors Series STP-K



STP-K



STP-K

series STP-K

Short and strong waste compactors

Compact design is a new characteristic of the STP-K-type waste compactors. Their crossed double cylinder system combines minimum space requirement and maximum load capacity, making the use of STP-K compactors particularly appropriate where floor space is scarce. STP-K compactors are designed for general waste mainly loaded by hand or via wheeled bin.

Standard Features

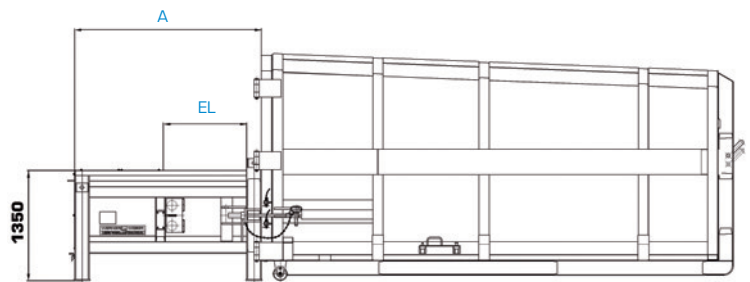
- 3/4 full warning light
- auto pinning facility
- compaction plate comes in replaceable plastic guides
- compaction plate with scraper blade underneath as standard prevents back flow of material behind or under the compaction plate
- single hydraulic main valve for trouble free operation and easy service
- electrical control with standard parts, available world wide (Moeller or Telemecanique)

Optional Features

- various hopper lids or canopies for different applications
- these machines can be fitted with an automatic phone in service (SMS – service) which informs the waste contractor that the machine is ready to be collected for emptying
- compaction plate stops automatically at the end of cycle time in either retracted or extended position
- integrated or mobile bin lifters for various kind of bins
- remote control by cable and plug

Design Features

- manufactured with extra large top opening
- high volume through put
- high compaction force 320 kN
- low loading height 1350mm for easy loading
- manufactured in accordance to EC requirements 98/37/EG conforming to EC health and safety regulations CE



Type		STP-K 1800	STP-K 2300	STP-K 2300 S
Charge box volume	[m ³]	1,81	2,26	2,26
Capacity per stroke	[m ³]	1,76	2,11	2,11
Min. cycle time	[sec]	40	55	36
Max. through put	[m ³ /h]	161	137	212
Operating compaction force	[kN]	320	320	320
Boost force (pinning)	[kN]	340	340	340
Clear Charge box length	EL [mm]	1000	1300	1300
Clear Charge box width	[mm]	1700	1700	1700
Loading height	[mm]	1350	1350	1350
Overall length	A [mm]	2390	3490	3490
Overall width	[mm]	2500	2500	2500
Overall height	[mm]	1500	1500	1500
Ram penetration	[mm]	300	300	300
Ram stroke	[mm]	1480	1775	1775
Weight	[kg]	3140	3810	3840
Electric motor	[kW]	7,5	7,5	11
Power supply		400V, 50Hz, 32A		

Subject to modifications

Hi-Performance/Heavy duty industrial compactors Series STP

www.werner-weber.com



series STP

Series STP

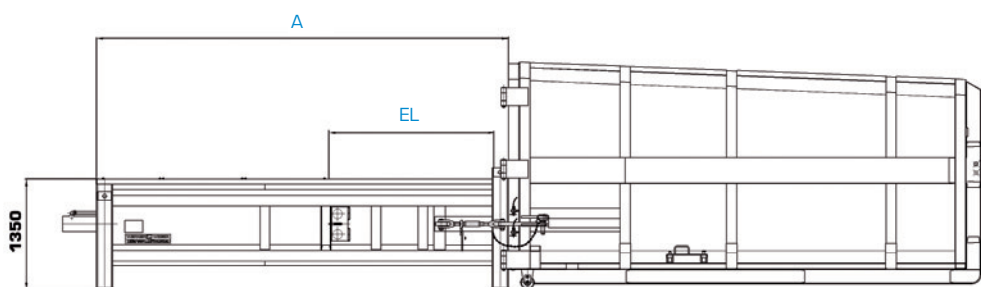
Werner & Weber models STP1600 to STP3300 are designed specifically for handling medium to heavy duty waste. The robust construction is ideal for medium size industrial or heavy commercial applications where a larger charge box aperture and volume are required. The STP-S types are designed for the application where a reduction in cycle time is necessary. Standard specification of these models includes external power pack, captive tubes, auto-pinning facility, cycle time selector, container pre-full or full light and auto shut off. A variety of loading options are available for each model, all inclusive of interlocked switching on lids or doors to EN and CHEM requirements. Hydraulic loaders are available for all these models

Design Features

- manufactured with extra large top opening
- high volume through put (e.g. STP3300 – 3,0 m³/stroke)
- high compaction force 320 – 380 kN (STP3300)
- manufactured in accordance to EC requirements 98/37/EG conforming to EC health and safety regulations CE

Standard Features

- 3/4 full warning light
- autopinpinning facility
- compaction plate comes in replaceable plastic guides
- electrical control with standard parts, available world wide (Moeller or Telemecanique)



Type		STP 1600	STP 2200	STP 1800	STP 2300	STP 2300 S	STP 2900	STP 2900 S	STP 3300	STP 3300 S
Charge box volume	(m ³)	1.59	2.00	1.81	2.26	2.26	2.88	2.88	3.34	3.34
Capacity per stroke	(m ³)	1.58	1.89	1.79	2.14	2.14	2.62	2.62	3.00	3.00
min. cycle time	(sec)	48	57	48	57	43	48	31	54	34
max. through put	(m ³ /h)	119	119	135	135	179	196	306	199	312
Operating compaction force	(kN)	320	320	320	320	320	320	320	380	380
Boost force (pinning)	(kN)	340	340	340	340	340	340	340	400	400
Clear charge box length	EL (mm)	1000	1300	1000	1300	1300	1700	1700	2000	2000
Clear charge box width	(mm)	1500	1500	1700	1700	1700	1700	1700	1700	1700
Loading height	(mm)	1350	1350	1350	1350	1350	1350	1350	1350	1350
Overall length	A (mm)	3490	4440	3490	4440	4440	4880	4880	5920	5920
Overall width	(mm)	2500	2500	2500	2500	2500	2500	2500	2500	2500
Overall height	(mm)	1500	1500	1500	1500	1500	1500	1500	1500	1500
Ram penetration	(mm)	320	320	320	320	320	320	320	320	320
Ram stroke	(mm)	1500	1800	1500	1800	1800	2200	2200	2500	2500
Weight	(kg)	3240	3780	3340	3880	3910	4560	4590	4820	4850
Electric motor	(kW)	7.5	7.5	7.5	7.5	11	15	15	15	15
Electric supply		400V/50Hz/32A-54A								

Subject to modifications